

SURFACE MOUNTED OR SUSPENDED LUMINAIRE

LED SPECTRUM

Tel: 01208 79524

Fax: 01208 72832

info@fitzlight.co.uk

www.fitzlight.co.uk

Fitzgerald^{FL}
Lighting your world

Fitzgerald Lighting (Cornwall) Limited, 38 Normandy Way, Bodmin, Cornwall PL31 1EX

LED SPECTRUM

SURFACE OR SUSPENDED

Fitzgerald^{FL}
www.fitzlight.co.uk

IP20



The Spectrum offers an attractive range of surface LED luminaires with a multitude of applications.

Applications:

- Reception Areas
- Commercial Offices
- Leisure Centres
- Hospitals
- Schools, Colleges and Universities
- Corridors and Walkways
- Meeting Rooms

Product Specifications:

- Fitted with a reeded acrylic wrap around frosted prismatic diffuser for an even light distribution
- Diffuser held captive within the polycarbonate injection moulded end cap for a positive fixing
- Slim profile
- Manufactured from mild steel with white paint finish as standard
- Constant output driver with colour 850 as standard

Optional Features:

/START: Start of the run

/CONT: Continuation of run

/END: End of run

/1.5SK: 1500mm pendant suspension kit

/3SK: 3000mm pendant suspension kit

Colour Temperature Options:

/830: Colour 830

/840: Colour 840

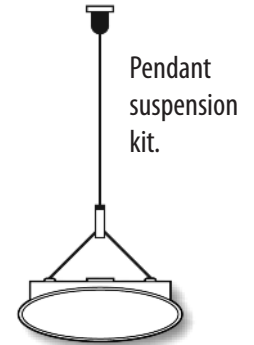
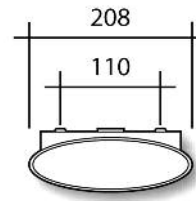
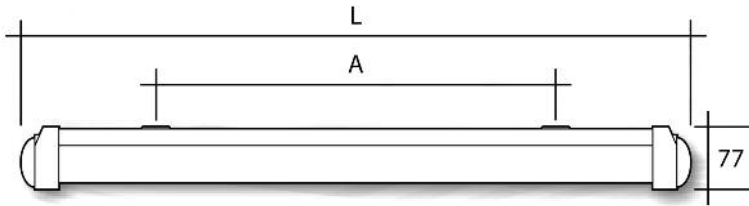


This luminaire can be mounted singularly or as a continuous run to give an attractive design with a slim profile that neatly blends into any installation.

Occupancy and daylight sensor options available on this product

LED SPECTRUM

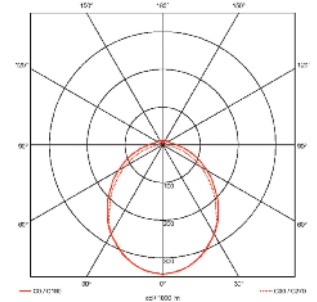
SURFACE OR SUSPENDED



Order Codes

LED Spectrum	Lumens	Watts	Length	Width	Height	Fixing
SPE11/2/CO/850	1361	11	695	208	77	460
SPE22/3/CO/850	2722	22	1095	208	77	600
SPE22/4/CO/850	2722	22	1295	208	77	600
SPE33/5/CO/850	4083	33	1595	208	77	1200
SPE33/6/CO/850	4083	33	1895	208	77	1200
SPE22/2T/CO/850	2722	22	695	208	77	460
SPE44/3T/CO/850	5444	44	1095	208	77	600
SPE44/4T/CO/850	5444	44	1295	208	77	600
SPE66/5T/CO/850	8166	66	1595	208	77	1200
SPE66/6T/CO/850	8166	66	1895	208	77	1200

Test on **SPE66/5T/CO/850** gave a result of 6190 luminaire lumens which delivers 76% light output ratio.



Polar Curve:
Photometric data is available online for dialux and relux.

LED Spectrum part code formula example:

Product Family	Watts	Body Style	Gear Option	Optional Feature	Colour Temp	Emergency Option
SPE	66	5T	DL	3SK	830	M3



Gear Options:

/AD: 1-10V Analogue dimming

/DL: Dali addressable dimming

Emergency Options:

/M3: 3hr maintained emergency

Installation options:

Exposed T	NO
Plasterboard	NO
Metal Pan	NO
Surface	YES
Suspended	YES