

SURFACE MOUNTED LUMINAIRE

LED **SURFACE CAPRICORN**

Tel: 01208 79524

Fax: 01208 72832

info@fitzlight.co.uk

www.fitzlight.co.uk

Fitzgerald^{FL}
Lighting your world

Fitzgerald Lighting (Cornwall) Limited, 38 Normandy Way, Bodmin, Cornwall PL31 1EX

LED SURFACE CAPRICORN

SURFACE MOUNTED LUMINAIRE

Fitzgerald^{FL}
www.fitzlight.co.uk

IP20



The Surface Capricorn provides a high quality lighting solution for commercial installations.

An attractively designed surface mounted and suspended luminaire.

Its clean lines give it a smooth profile against the ceiling.

Applications:

- Offices
- Shops
- Schools
- Commercial

Product Specifications:

- Slim fit to ceiling
- Manufactured from mild steel with white paint finish as standard
- Constant output driver with colour 850 as standard

Optional Features:

/M3: 3hr maintained emergency

/OW: Off white paint (RAL9010)


/1.5SK: 1500mm pendant suspension kit

/3SK: 3000mm pendant suspension kit

Optional Features:

/OW: Off white paint (RAL9010)

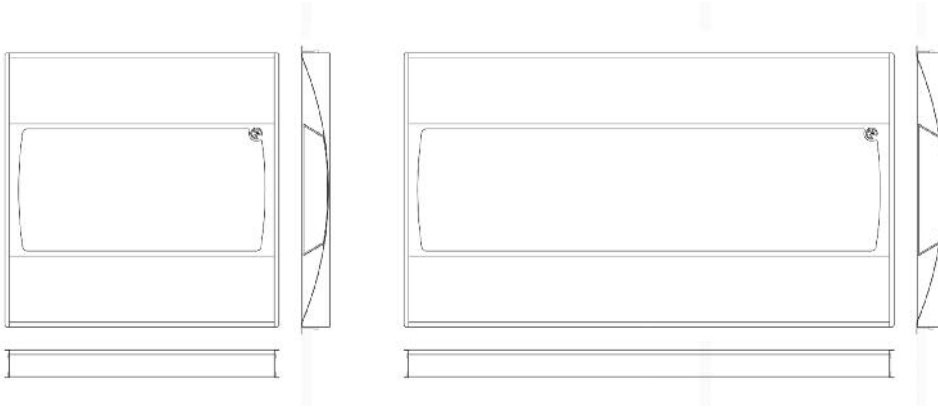
/UB: Unbranded (no FL logo)



The Surface Capricorn can be made without the FL brand mark

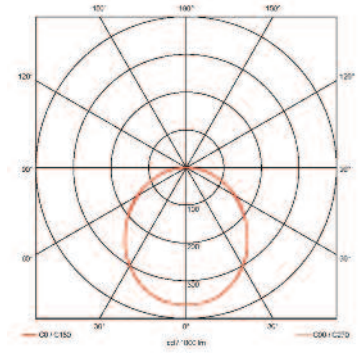
LED SURFACE CAPRICORN

SURFACE MOUNTED LUMINAIRE



Body Style B
600 x 600

Body Style C
1200 x 600



Polar Curve:
Photometric data is available
online for dialux and relax.

TYPICAL ENERGY SAVINGS
Compared performance
over 50,000 hours

Order Codes
LED Surface Capricorn

	Lumens	Watts	Body	Length	Width	Depth
SCAP25/B/CO/850	2978	25	B	600	600	66
SCAP35/B/CO/850	3970	35	B	600	600	66
SCAP50/C/CO/850	5956	50	C	1200	600	66
SCAP70/C/CO/850	7940	70	C	1200	600	66

Test on SCAP35/B/CO/850 gave a result of 2760 luminaire lumens which delivers 69% light output ratio.

Standard Technology
4x18 watt T8 (CAT2)
96 Circuit Watts
Luminaire Lumens 3400
Lamp Maintenance
12,000 Hours
4800 K/Watts
Total energy cost
@ 11p-kwh = £528.00
Plus 16 new lamps

Gear Options:
/AD: 1-10V Analogue dimming
/DL: Dali addressable dimming
Emergency Options:
/M3: 3hr maintained emergency

Colour Temp Options:
/830: Colour 830
/840: Colour 840

Installation options:
Exposed T NO
Plasterboard NO
Metal Pan NO
Surface YES
Suspended YES

LED Surface Capricorn
SCAP35/B/CO/850
32.2 Circuit Watts
Luminaire Lumens 2760
Lamp Maintenance
50,000 Hours
1610 K/Watts
Total energy cost
@ 11p-kwh = £177.10
No Lamp Maintenance

LED Surface Capricorn part code formula example:

Product Family	Watts	Body Style	Gear Option	Colour Temp	Emergency Option
SCAP	35	B	DL	850	M3

Occupancy and daylight sensor options available on this product

ENERGY SAVINGS
66%
TOTAL SAVINGS
£350.90